

Model		ML32E	ML55E	
Panel	Diagonal Size	32"	55"	
	Type	60Hz D-LED BLU	60Hz D-LED BLU	
	Resolution	1920x1080 (16:9)	1920x1080 (16:9)	
	Pixel Pitch(mm)	0.12125(H) x 0.36375(V)	0.21(H) x 0.63(V)	
	Active Display Area(mm)	698.4(H) x 392.85(V)	1209.6(H) x 680.4(V)	
	Brightness(Typ.)	300nit	400nit	
	Contrast Ratio(Typ.)	3500:1	3500:1	
	Viewing Angle(H/V)	178-178	178-178	
	Response Time(G-to-G)	8ms	6ms	
	Display Colors	10bit Dithering - 1.07Billion	10bit Dithering - 1.07Billion	
	Color Gamut	0.72	0.72	
Operation Hour	24/7	24/7		
Display	Dynamic C/R	50,000:1	50,000:1	
	H-Scanning Frequency	30 ~ 81KHZ	30 ~ 81KHZ	
	V-Scanning Frequency	48 ~ 75HZ	48 ~ 75HZ	
	Maximum Pixel Frequency	148.5MHz	148.5MHz	
Sound	Speaker Type	Built in Speaker(10W x 1)	Built in Speaker(10W + 10W)	
Connectivity	INPUT	RGB	DP1	DP1
		VIDEO	HDMI1	HDMI1
		AUDIO	Stereo Mini Jack, DVI Audio(Common)	Stereo Mini Jack, DVI Audio(Common)
		USB	USB 2.0 x 2	USB 2.0 x 2
	OUTPUT	RGB	DP1.2(Loop-out)	DP1.2(Loop-out)
		AUDIO	Stereo mini Jack	Stereo mini Jack
		EXTERNAL CONTROL	RS232C(in/out) thru stereo jack, RJ45	RS232C(in/out) thru stereo jack, RJ45
		EXTERNAL SENSOR	IR, Proximity Sensor	IR, Proximity Sensor
Power	Type	Internal	Internal	
	Power Supply	AC 100 - 240 V~ (+/- 10 %), 50/60 Hz	AC 100 - 240 V~ (+/- 10 %), 50/60 Hz	
	Power Consumption	Max[W/h]	77W	176W
		Typical[W/h]	55W	104W
		Sleep Mode	0.33W	0.34W
Off Mode		0.32W	0.31W	
Operation	Operating Temperature	0°C- 40°C	0°C- 40°C	
	Humidity	10~80%	10~80%	
Mechanical Spec	Dimension (mm)	Set	740.2 X 433.5 X 57.4	1249.2 X 720.0 X 57.4
		Package	817 X 503 X 146	1380 X 860 X 215
	Weight (kg)	Set	7.9	25.5
		Package	9.8	29
	VESA Mount	200*200mm	400*400mm	
	Stand Type	Foot Stand (Optional)	Foot Stand (Optional)	
	Media Player Option Type	Embedded, SBB(Not Attachable)	Embedded, SBB(Attachable)	
Bezel Width (mm)	1mm(Black Printing Line 20.4mm)	1mm(Black Printing Line 49.3mm)		
Accessories	Included	Quick Setup Guide, Regulatory Guide, Warranty Card, Power Cord, Remote Controller, Batteries, RS232C(IN) adapter, Cover-Jack, Screw (M3L8, 1EA) (M4L8, 4EA)	Quick Setup Guide, Regulatory Guide, Warranty Card, Power Cord, Remote Controller, Batteries, RS232C(IN) adapter, Cover-Jack, Screw (M3L8, 1EA) (M4L8, 4EA)	
	Optional	Stand	STN-L3240E	STN-L4655E
		Mount	WMN4070SD, WMN450MD	WMN4270SD, WMN450MD,
		Speciality	CML400D (Ceiling Mount)	CML450D (Ceiling Mount)



SAMSUNG SMART SIGNAGE MIRROR DISPLAYS MLE SERIES

Versatile, Dual Mirror-Signage Displays for Stylish Retail Showcasing

In fast-paced retail environments where space and engagement time are limited, businesses must find new ways to efficiently capture customer attention. Samsung's MLE mirror displays serve as this all-in-one content center to help shoppers make more informed purchasing decisions. Ideal for fashion, cosmetic, fitness and general retail settings, the MLE displays deliver relevant promotional content while additionally serving as a standard reflection mirror. The result is a multi-functional hybrid display that adds unparalleled clarity and readily-available information to any mirror setting while complementing the surrounding scene through a premium, pristine design.

Highlights

- Superior content visibility through a polarized film composition and elevated transparency (90 percent) and reflectivity (55 percent)
- A sleek, bezel-free design featuring a seamless front-glass panel and metallic side frame
- A convenient proximity sensor that automatically transitions between a standard mirror and promotional display as customers navigate the storefront
- An easy-to-use signage alternative featuring built-in WiFi and mobile-device compatible content management tools

About Samsung Electronics Co., Ltd.

Samsung Electronics Co., Ltd. inspires the world and shapes the future with transformative ideas and technologies, redefining the worlds of TVs, smartphones, wearable devices, tablets, cameras, digital appliances, printers, medical equipment, network systems, and semiconductor and LED solutions. We are also leading in the Internet of Things space through, among others, our Smart Home and Digital Health initiatives. We employ 319,000 people across 84 countries with annual sales of US \$196 billion. To discover more, please visit our official website at www.samsung.com and our official blog at global.samsungtomorrow.com.

SMART Signage

For more information about Samsung SMART Signage Mirror Display MLE Series, visit www.samsung.com/displaysolutions

Copyright © 2015 Samsung Electronics Co. Ltd. All rights reserved. Samsung and MagicInfo are registered trademarks of Samsung Electronics Co. Ltd. Specifications and designs are subject to change without notice. Non-metric weights and measurements are approximate. All data were deemed correct at time of creation. Samsung is not liable for errors or omissions. All brand, product, service names and logos are trademarks and/or registered trademarks of their respective owners and are hereby recognized and acknowledged.

Samsung Electronics Co. Ltd.
416, Maetan 3-dong, Yeongtong-gu, Suwon-si, Gyeonggi-do 443-772,
Korea

Today's digital-minded consumer wants immediate access to as much real-time information as possible to guide purchasing decisions. To accommodate this growing audience, more retailers are turning to mirror/signage hybrid displays as a low-cost, low-maintenance solution.

For retailers, healthcare and automotive operators challenged by limited floor space, mirror displays represent an economical, single-source alternative. This hybrid signage can perform as a standalone replacement for a traditional mirror, enabling managers to upgrade their current mirrors without requiring extra space or impeding customer needs.

Why Samsung Mirror Displays MLE series

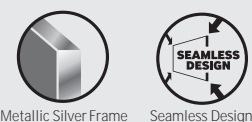
Samsung's MLE mirror displays elevate the traditional mirror into a futuristic, appealing display that brings a 'wow' factor to any customer-facing environment.

Built for Clarity




The MLE Series displays are programmed to easily transition between standard mirror and content presentation settings with minimal visual distraction. A first-of-its-kind polarized film exterior composition ensures consistent reflection and premium visibility, whether welcoming customers to a location or displaying how a certain product looks

A Premium Mirror Upgrade



Featuring a sleek, pristine design, the MLE Series displays add ambience to any retail setting. The mirror displays' seamless front-glass panel and metallic side frame enhance a smooth look that blends into any surrounding environment. Additionally, the MLE Series' bezel-free design ensures a hassle-free implementation as retailers replace their older, standard mirrors

An All-in-One Retail Solution



A host of embedded components grants retailers added versatility and reduced complexity when installing and operating their MLE displays. The MLE Series' proximity sensors automatically transition featured content between mirror and promotional settings. Built-in WiFi connectivity and the integrated Samsung Magic Info content management platform further reduce the time and effort required to create, deploy and manage the mirror displays

Key Features



• A Captivating Mirror/Signage Hybrid Display

Samsung's MLE displays combine the power of digital signage with the visual clarity of a standard mirror to create a more engaging customer experience. The displays' high (55 percent) reflectance portrays both mirror imagery and complementary content with minimal visual impairment. Through improved visual accuracy, the MLE display serves as a persuasive and informative sales tool.

• Clearer, More Visible Presentation

Featuring a polarized film overlay, the MLE mirror displays deliver superb transmittance (90 percent) and advanced reflectance (55 percent) for a more realistic product view. As a result, customers can enjoy clearer and more vivid content and mirror visibility than standard half-mirror format alternatives offer.



• Distraction-Free Design

Samsung's MLE displays elevate the traditional mirror through a bezel-free design that keeps viewers focused on content rather than on the signage itself. This unique composition grants retail owners added flexibility to expand their mirror displays. Several MLE displays can be combined into video-wall style arrangements without gaps or inconsistencies between screens, generating endless visual possibilities.

• Seamless Mirror and Content Transition

As customers move, the MLE displays' embedded proximity sensor instinctively transitions between traditional promotional signage and a clear mirror. These sensors can be set to activate upon motion detection from one of three distances (0.7m, 1.0m and 1.5m), while also pre-setting the display to shrink (small-image mode) or expand (full-image mode) featured imagery.




• Easy Content Control

Enjoy the versatility of expanded connectivity to mobile devices, from easy media sharing and screen control to simple content mirroring from a tablet or mobile phone to your display. With Samsung MagicInfo content management software, selecting and scheduling software is simple to control with either an RS232 or LAN/WiFi connection

• Powerful System-on-Chip Performance With a Quad Core CPU

Powered by a System-on-Chip (SoC) semiconductor and quad core CPU with 8GB of storage, Samsung's SMART Signage Platform is an open and integrated player side media platform that provides a powerful, streamlined solution to reduce TCO for digital signage deployments, through savings in hardware, installation and operating costs



Elevator in Public space

Hotel Lobby

Fitness Center

Restroom