

JOHN'S CAFE
WORKING HOURS : 6AM TO 12PM

BEVERAGES

Menu	Cal	0.00	0.00	0.00
Real Fruit Smoothies	210-350 Cal	0.00	0.00	0.00
<small>Orange Mango Strawberry Banana Mint Berry</small>				
Frappé	450-600 Cal	0.00	0.00	0.00
<small>Vanilla Caramel</small>				
Mocha	240-440 Cal	0.00	0.00	0.00
Caramel Mocha	200-360 Cal	0.00	0.00	0.00
Loaded Mocha	230-390 Cal	0.00	0.00	0.00
Latte	30-330 Cal	0.00	0.00	0.00
Flat White	40-230 Cal	0.00	0.00	0.00

GOURMET COOKIES

MUFFINS \$2.99

With a splash of happiness
Off ANY Beverage from 10AM - 4PM

FRIDAY HAPPY HOUR
5PM TILL 9PM



Entertain. Inform. Succeed.

SAMSUNG
SMART SIGNAGE TV
RHE AND RMD SERIES



THE IMPACT OF SIGNAGE. THE CAPTIVATION OF TELEVISION. **ALL IN ONE DISPLAY.**

In a crowded retail marketplace, small- and mid-sized businesses (SMBs) need unique solutions to differentiate themselves. Business owners should look no further than Samsung SMART Signage TV. The all-in-one-box solution enables business to inspire customers with promotional signage usage, entertain customers with TV usage or engage customers with simultaneous TV and signage usage.

With a mix of live TV and in-store advertisements, the easy-to-setup, cost-efficient solution makes enhancing your business environment and creating a superior customer experience simpler. Let Samsung SMART Signage TV handle your promotional content needs so you can most effectively build customer loyalty and drive new revenue opportunities – which are essential to your long-term success.

A SUPERIOR CUSTOMER EXPERIENCE WITH TV-LIKE EASINESS AND COMMERCIAL RELIABILITY.

Powerful Performance for your Business

As a sharp improvement from standard consumer TVs, Samsung SMART Signage TV features professional-grade hardware and advanced embedded software to perform at the speed of your business.



Design Flexibility for your Unique Business Needs

Sophisticated functions showcase content in both landscape and portrait formats, including a variety of media types and content templates. From playing two video sources simultaneously, including live TV, to displaying an on-screen menu, the portrait mode also lets you display multiple content options at once.*



Easy and Flexible Installation

With everything coming in one box, Samsung SMART Signage TV ensure an easy and hassle-free installation. The display comes with a table stand and VESA-approved mini-wall mount equipment, along with a quick setup guide.



Customized Content Creation Made Even Easier

For the unique needs of your business, Samsung's embedded content management software walks you through a quick and efficient design process to easily take your custom content ideas from concept to reality without hassle – using a PC (Windows and Mac OS compatible), tablet or smartphone.



A Reliable and Warranty-Backed Display

Samsung SMART Signage TV comes with a three-year commercial warranty and is designed to operate 16 hours a day, 7 days a week – extending reliability and performance with two times the hours of operation of consumer TVs.

*RMD Series models only support pictures and text in portrait mode.

Stunning Design-Enhanced Viewing

Along with world-class picture quality and a bright LED display, the RMD Series (40 inch, 48 inch) and RHE Series (48 inch, 55 inch) models feature a modern, polished black design and thin, uniform bezel format. This sophisticated design creates a compelling, non-distracting and superior viewing experience for your customers, whether in landscape or portrait mode.

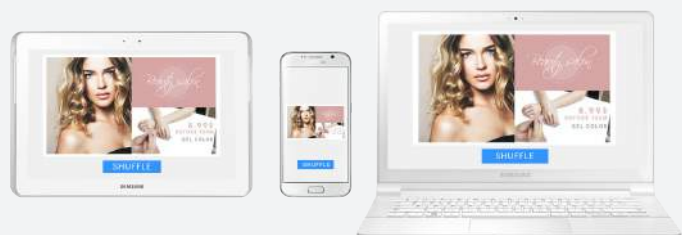


Take Customer Engagement to Next Level

Businesses expect digital displays to expand creative possibilities. Through eye-catching content, Samsung SMART Signage TV drives opportunities for you to engage with your customers, build loyalty and generate additional revenue.

Simplified Connectivity and Entertainment

The display's built-in WiFi connectivity seamlessly communicates with in-store networks, PCs and mobile devices with AP or without AP (WiFi Direct), and delivers simple content management with MagicInfo Express 2.0. A built-in Bluetooth, TV tuner and media player also make entertainment more enjoyable.



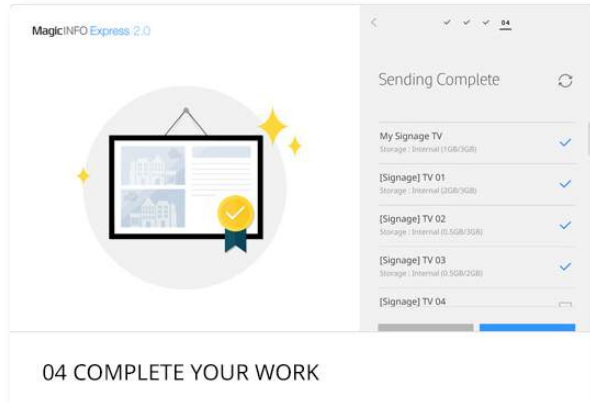
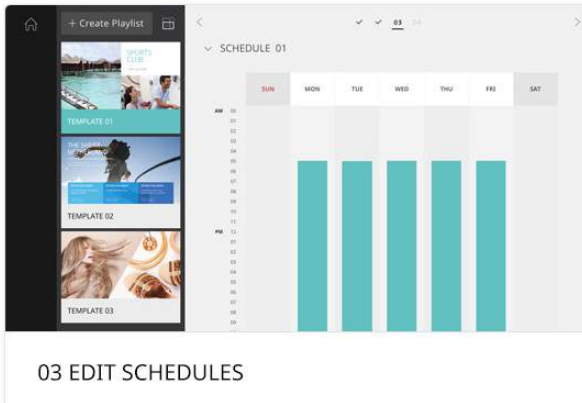
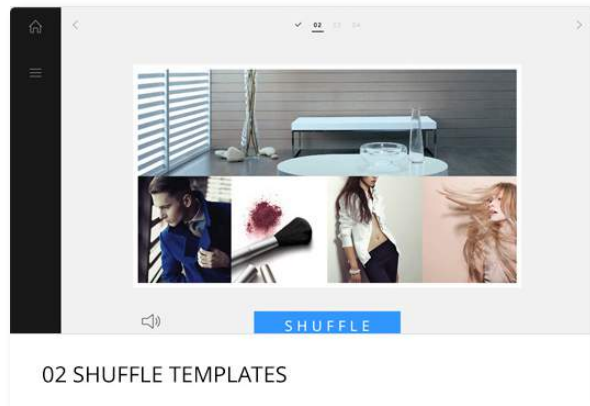
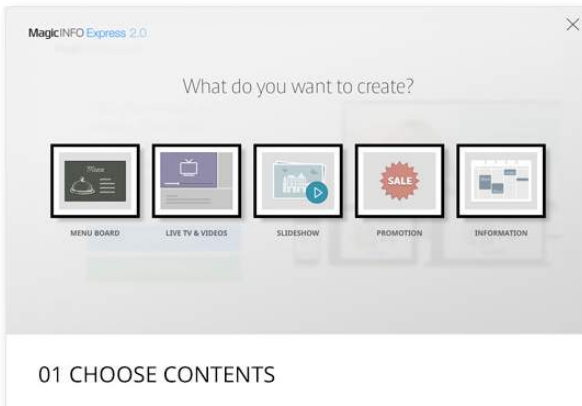
Enhanced Compatibility

Convenient and direct connectivity with external devices using HDMI(3), USB(2), RS232C In and LAN input sources ensures efficient content management. With the RS232C In port, businesses can remotely control Samsung SMART Signage TV. Similarly, internet (LAN) enables web elements and RSS feeds (weather, clock information, etc.) to be added by remote control to in-store advertising.*

Simple Management Using Mobile App

Samsung SMART Signage TV makes content management even more convenient through a Mobile app. Businesses can download and access the MagicInfo Express 2.0 apps on Android and iOS tablet or smartphone devices to update, schedule and send content.

*To learn more about specific RMD Series model connectivity features, please see the table on page 7.



VERSATILE CONTENT CREATION FOR ANY BUSINESS ENVIRONMENT.

Samsung's embedded MagicInfo Express Content Creator 2.0 software (RHE Series)* provides easy-to-use tools to create, edit, schedule and deploy your custom content through Samsung SMART Signage TV. A Quick Start function enables the quick design and sharing of menu boards, live TV, slideshows, promotions and other informational messages. It's fast, easy and stress-free.

Quick Start guides new users through the content creation process. After selecting a usage category, dragged-and-dropped content is automatically loaded into appropriate layouts from the free template library. From start to finish, it's just a few simple steps to tailor your design, schedule and share.

Experienced users can opt to create content using Custom Design. This feature allows the selection of one template from among three types of custom layouts (blank, grid and freestyle). Users can then fully customize, edit and prepare their content for launch using powerful design tools.

*RMD Series models can support the MagicInfo Express function using remote control.

ANY BUSINESS. ANY CONTENT IDEA.

Samsung SMART Signage TV's customizable templates make effective content achievable for any business. Create and schedule in-store content presentations, menu boards, welcome screens, slideshows and promotions to complement and reinforce your unique business environment.



Restaurants & Bars:

- Keep customers entertained
- Showcase daily specials
- Sell higher margin foods
- Drive dessert/beverage sales



Retail & Apparel Shops:

- Showcase new arrivals
- Advertise sales and specials
- Promote high-margin accessories
- Drive social media campaigns



Medical Practices:

- Inform patients about new services
- Keep patients entertained
- Offer after-care products
- Drive social media campaigns



Gyms & Salons:

- Keep customers entertained
- Promote new service packages
- Sell high-margin hair products
- Offer discounts for referrals



Educational Facilities:

- Share daily schedules
- Spotlight student achievement
- Highlight school projects
- Enhance school spirit and pride



Office Buildings:

- Inform staff about news and notices
- Aid guests with building navigation
- Showcase new product offerings
- Add sophistication to reception area

SPECIFICATIONS:



RMD Series



RHE Series



**SAMSUNG SMART SIGNAGE TV
RMD SERIES**

**SAMSUNG SMART SIGNAGE TV
RHE SERIES**

Available Sizes	40" / 48"	48" / 55"
Panel Type	Direct LED	Direct LED
Native Resolution	FHD (1920 x 1080)	FHD (1920 x 1080)
Brightness	350nit	350nit
Processor	Single-Core	QUAD-CORE
Tuner	Yes	Yes
Inputs & Outputs	US: Antenna In, HDMI(3), Composite In (AV), USB, Audio Out (Mini Jack) EU: Antenna In, HDMI(2), Composite In (AV), RGB (D-Sub), USB, Audio Out (Mini Jack)	Antenna In, HDMI(3), Composite In (AV), RGB (D-Sub), USB(2), RS232C In, LAN
Flash Memory	Available Space: 512MB	Available Space: 2GB
Wireless Connectivity	Built-in WiFi (AP), Soft AP, WiFi Direct	Built-in WiFi (AP), WiFi Direct, Built-in Bluetooth
Digital Signage Software	MagicInfo Express Content Creator; Tablet and Mobile App	MagicInfo Express Content Creator 2; Tablet and Mobile App**
Warranty	3-Year Commercial Use*	3-Year Commercial Use*
Included Accessories	TV Stand; Mini Wall-Mount Kit	TV Stand; Mini Wall-Mount Kit

*The warranty period and terms will depend on the country of sale.

**Available in Q3 2015

SAMSUNG
BUSINESS